



Mfg. by Aadvantage Panels & Fence, Inc.

MYTCOAT

Commercial Outdoor Furniture

www.mytcoat.com

6' Contoured Bench with Arms - Portable



Model Number:

BCA06-A-42-000

BCA06-B-42-000

BCA06-C-42-000

BCA06-D-42-000

BCA06-E-42-000

BCA06-F-42-000

Parts, Hardware, and Suggested Tools

Unit Common Description	Units Per Model
6' Contoured Bench Seat with Arms	1
Diagonal Brace - Bench Diagonal Bracnce, 24.75" Long, (Short, Short, Same)	2
Contoured Bench Frame - Portable - Left	1
Contoured Bench Frame- Portable - Right	10
5/16-18 x 1 1/2" tap bolt w/black xylan	12
5/16-18 nylock nut w/black xylan	12
5/16 uss flat washer w/black ox	24
#vc300-8 5/16" bolt size 1/2" lg vinyl cap	12
5/16"x3"hex cap screw w/black xylan	2

Suggested Tools



Open Face Wrench



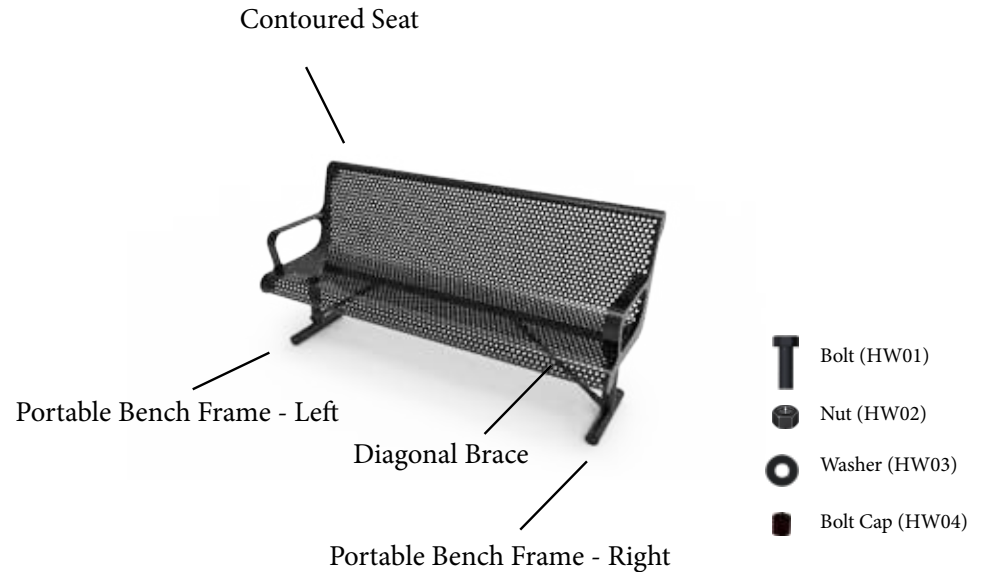
Socket Wrench



Tape Measure



Level



Specification - Written

Seat Material: Outer frame is made from 3/4" x 2" rolled form angle iron.

- Expanded Metal models - Inside material is 3/4" #9 Expanded Metal, Bracing is 1-1/2" Solid Steel flat bar. All MIG welded.
- Punched Steel models- Inside material is 12 gauge, 1/2" punched Steel. Bracing is 1-1/2" Solid Steel flat bar. All MIG welded.
- Slatted Steel - Inside Material is 11 gauge slatted steel. Bracing is 1-1/2" Solid Steel flat bar. All MIG welded.

Seat Coating:

- Advantage Coating - MyTCoat's Advantage Coating is our proprietary coating unique only to MyTCoat. This state-of-the art coating will not chip, crack or peel. It doesn't have any drips or runs, and it the most durable coating on the market. The Advantage coating come with a 7 year Warranty and is available in 13 Different Colors.
- Industry Standard Coating - the Industry Standard line is coated with a Premium Polyethylene Coating, The Industry Standard coating comes with a 5 year warranty and is available in 9 different colors

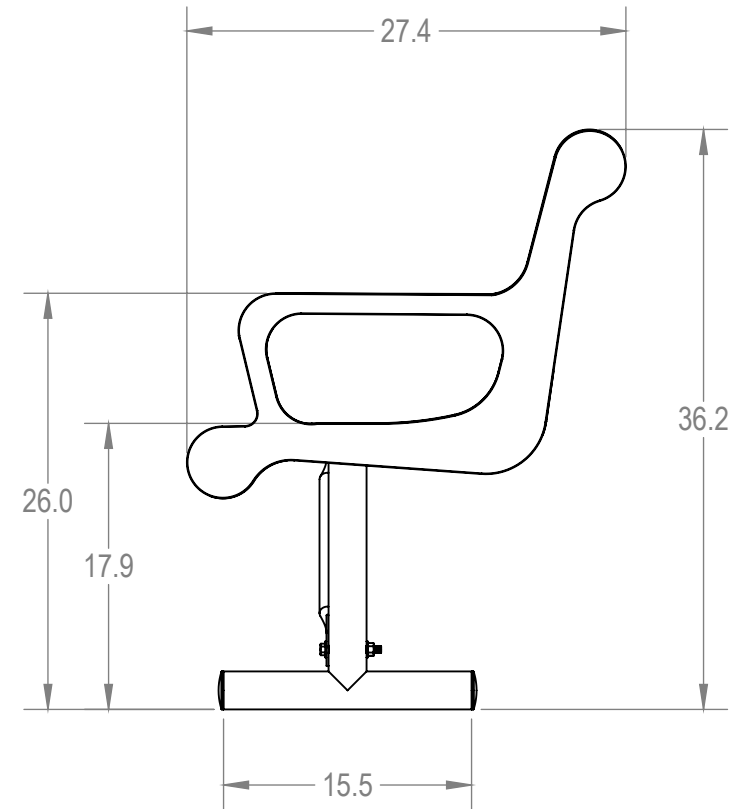
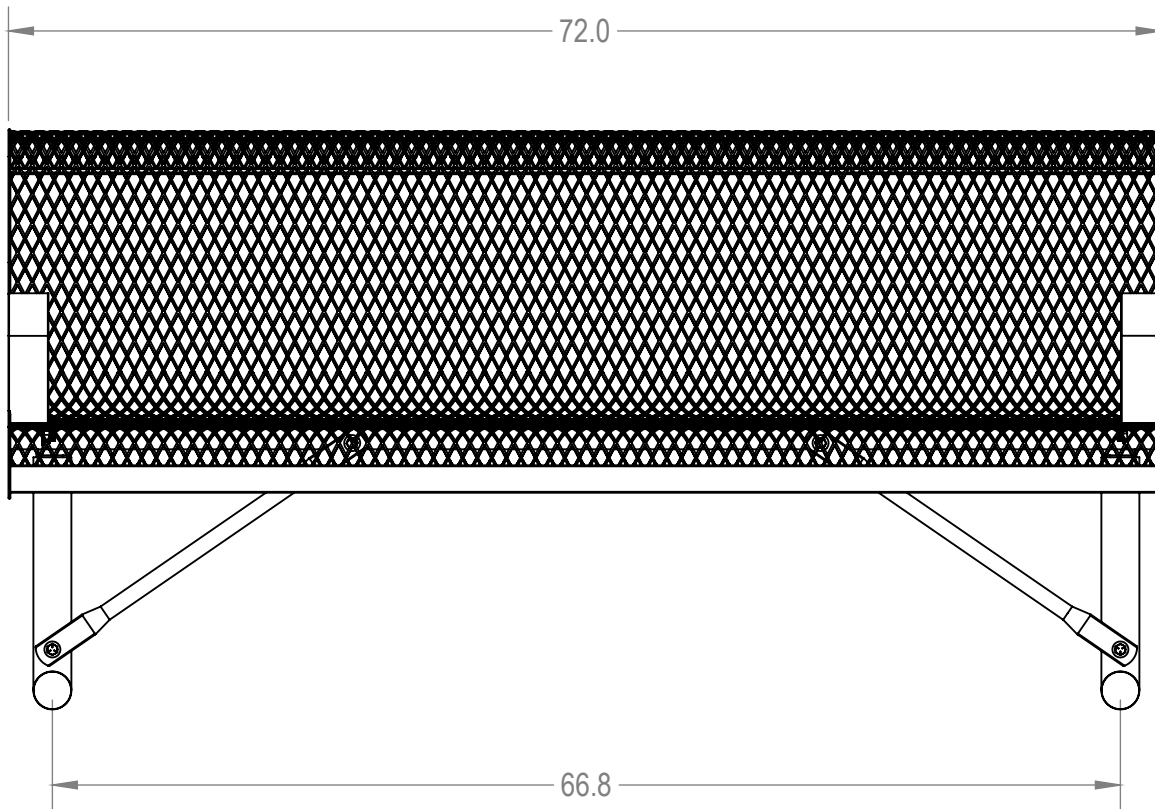
Frames: Frames are made from 2-3/8" OD pre-galvanized steel tubing.

Frame Coating: High Durability Architectural Grade electrostatic applied Powder Coat.

Hardware: Stainless Steel

Dimension: 15' Inground Bench with Back Overall Dimension: 180" L, Seat Height 18" (after install), Overall Height 30.5", Seat Width 15"

Specification - Drawing



Assembly Instructions

- 1. Attach Portable Legs to Seat - Right Side on the Right Side Facing the Bench, left Side on the Left side Facing the Bench.**
- 2. Attach Diagonal Braces to Seat using the bolt holes on the bracing that runs underneath the seat.**
- 3. Attached Diagonal Braces to Legs using 3" Bolts through the portable bench frames.**

MyTCoat does not offer installation: Recommend a professional Installer to install bench inground

Installation Safety:

Please Follow Installation Instructions provided by Manufacturer

It is recommended that Product is installer by an experienced installer

Product should be inspected at the time of Delivery, do not install and damaged on defective parts or products.

All Hardware for proper assembly (not installation) is provided. Use hardware that is included with this product.

Product Maintenance:

Maintenance inspection should be performed at a minimum of once a year.

Cleaning, when necessary can be performed with warm water and most household cleaners, avoid any harsh chemicals such as paint remover and acetone. Contact Manufacturer before cleaning to determine if cleaning product is OK for use.

Any surface rust that may occur should be removed and repainted. Contact Manufacturer for touch up paint or any other recommended paints.

Contact Manufacturer for instructions on removing vandalism such as spray paint.

In the case that the MyTCoat coating is damaged, contact Manufacturer for instructions for repair.

Bolts and nuts should be checked on a regular basis to maintain proper tightness.