



Mfg. by Aadvantage Panels & Fence, Inc.

MYTCOAT

Commercial Outdoor Furniture

www.mytcoat.com

8' Accessible Alternate Picnic Table - Portable



Model Number:

TRT08-A-04-002

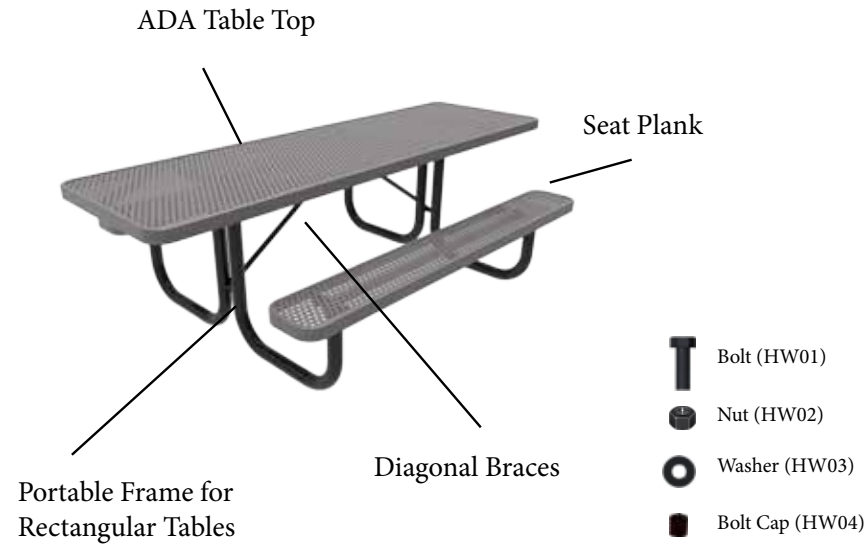
TRT08-C-04-002

TRT08-B-04-002

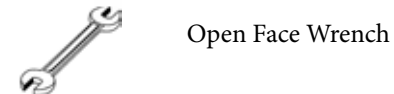
TRT08-D-04-002

Parts, Hardware, and Suggested Tools

Unit Common Description	Units Per Model
Diagonal Brace - Table Diagonal Brance, 28.75" Long, (Short, Long, Opposite)	2
Portable Frame for Rectangular Tables	2
5/16-18 x 1 1/2" tap bolt w/black xylan	16
5/16-18 nylock nut w/black xylan	16
5/16 uss flat washer w/black ox	32
#vc300-8 5/16" bolt size 1/2" lg vinyl cap	16
8' Rectangular Seat - Pupnched Steel	2
8' ADA Rectangular Top - Expanded Metal or Punched Steel (depending on model ordered)	



Suggested Tools



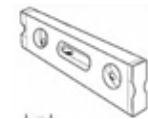
Open Face Wrench



Socket Wrench



Tape Measure



Level

Specification - Written

Top and Seat Material: Outer frame is made from 3/4" x 2" rolled form angle iron.

- Expanded Metal models - Inside material is 3/4" #9 Expanded Metal, Bracing is 1-1/2" Solid Steel flat bar. All MIG welded.
- Punched Steel models- Inside material is 12 gauge, 1/2" punched Steel. Bracing is 1-1/2" Solid Steel flat bar. All MIG welded.

(Table Specifications conform to the latest ADA requirements for Accesibility)

Top and Seat Coating:

- Advantage Coating - MyTCoat's Advantage Coating is our proprietary coating unique only to MyTCoat. This state-of-the art coating will not chip, crack or peel. It doesn't have any drips or runs, and it the most durable coating on the market. The Advantage coating come with a 7 year Warranty and is available in 13 Different Colors.
- Industry Standard Coating - the Industry Standard line is coated with a Premium Polyethylene Coating, The Industry Standard coating comes with a 5 year warranty and is available in 9 different colors

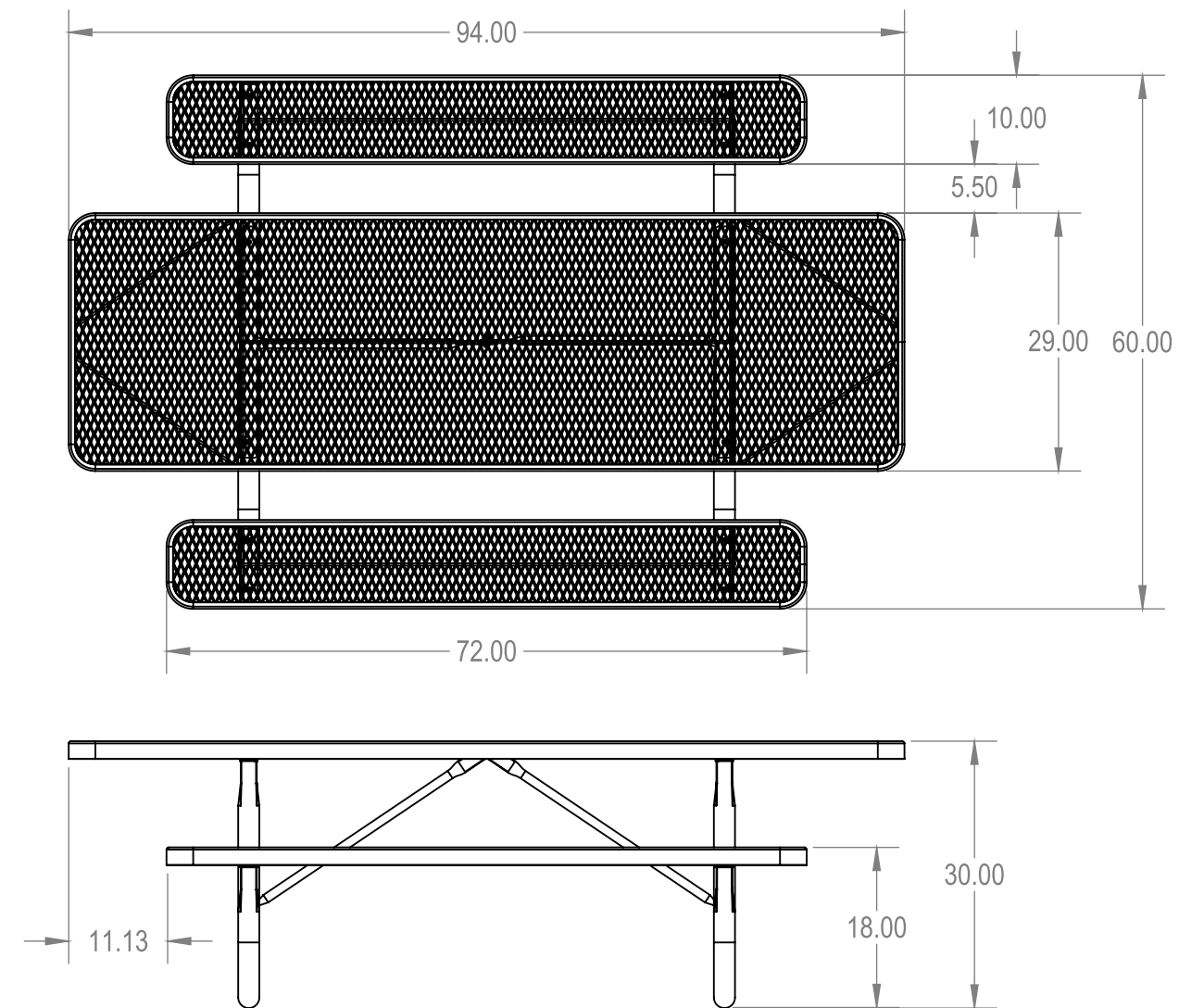
Frames: Frames are made from 2-3/8" OD pre-galvanized steel tubing.

Frame Coating: High Durability Architectural Grade electrostatic applied Powder Coat.

Hardware: All hardware is Xylan coating black hardware for extra protection and strength

Dimension: 8' Portable Picnic Table Top - 30" W x 94" L, Seats - 10" W x 72" L, Overall Dimension: 60" W x 94" L x 30" H

Specification - Drawing



Assembly Instructions

1. Lay Table Top upsided down (table bracing facing up) on a flat smooth surface. It is Recommended to cover ground under table top to prevent damage.
2. Attachd Frames to table top using provided hardware (1-bolt, 1-nut, and 2-wahers per hole). Table brace should sit inside angle iron on frame. Hand tighten hardware at this time.
3. Attach Diagonal Braces from diagonal brace tab in center of frame to center table top brace using hardware provided (1-bolt, 1-nut, and 2-wahers per hole). Hand tighten hardware at this time.
4. Fip Top and Frame assembly upright and attach seats to frames using hardware provided (1-bolt, 1-nut, and 2-wahers per hole. Hand tighten hardware at this time.
5. Level Tops and Seats and use socket and open face wrench to fully tighten hardware. Place Bolt End Caps on bolt ends.

Installation Safety:

Please Follow Installation Instructions provided by Manufacturer

It is recommended that Product is installer by an experienced installer

Product should be inspected at the time of Delivery, do not install and damaged on defective parts or products.

All Hardware for proper assembly (not installation) is provided. Use hardware that is included with this product.

Product Maintenance:

Maintenance inspection should be performed at a minimum of once a year.

Cleaning, when necessary can be performed with warm water and most household cleaners, avoid any harsh chemicals such as paint remover and acetone. Contact Manufacturer before cleaning to determine if cleaning product is OK for use.

Any surface rust that may occur should be removed and repainted. Contact Manufacturer for touch up paint or any other recommended paints.

Contact Manufacturer for instructions on removing vandalism such as spray paint.

In the case that the MyTCoat coating is damaged, contact Manufacturer for instructions for repair.

Bolts and nuts should be checked on a regular basis to maintain proper tightness.